







# THE Hartford Terrace

AT SWEETSPIRE



-  3 - 4 Bedrooms
-  2.5 Bathrooms
-  3,067 Square Feet
-  2 Car Garage
-  2 Levels



Styled for living large with room to stretch, the Hartford Terrace is a 2-story plan with 3 bedrooms, 2.5 baths, a 2-car garage, and over 3,000 whopping square feet of space. And open living room and dining room greet you off the foyer and invite you into the flowing heart of the home. Here, a chef's kitchen promises flavorful adventures and a commanding view of the spacious family room and outside world beyond the breakfast nook and back deck.

Feeling sleepy? The main floor primary suite is ready to cradle you in quiet comfort, with a generous pair of walk-in closets and dual-sink bathroom ready for personalization. Head down to the terrace level to enjoy a rec room, two additional bedrooms, and full bath. But wait, there's more—with an expansive unfinished area ready for storage or inspired transformation.

[eagleofva.com](http://eagleofva.com)

# THE **Hartford Terrace**


AT SWEETSPIRE



**Traditional**



**European**

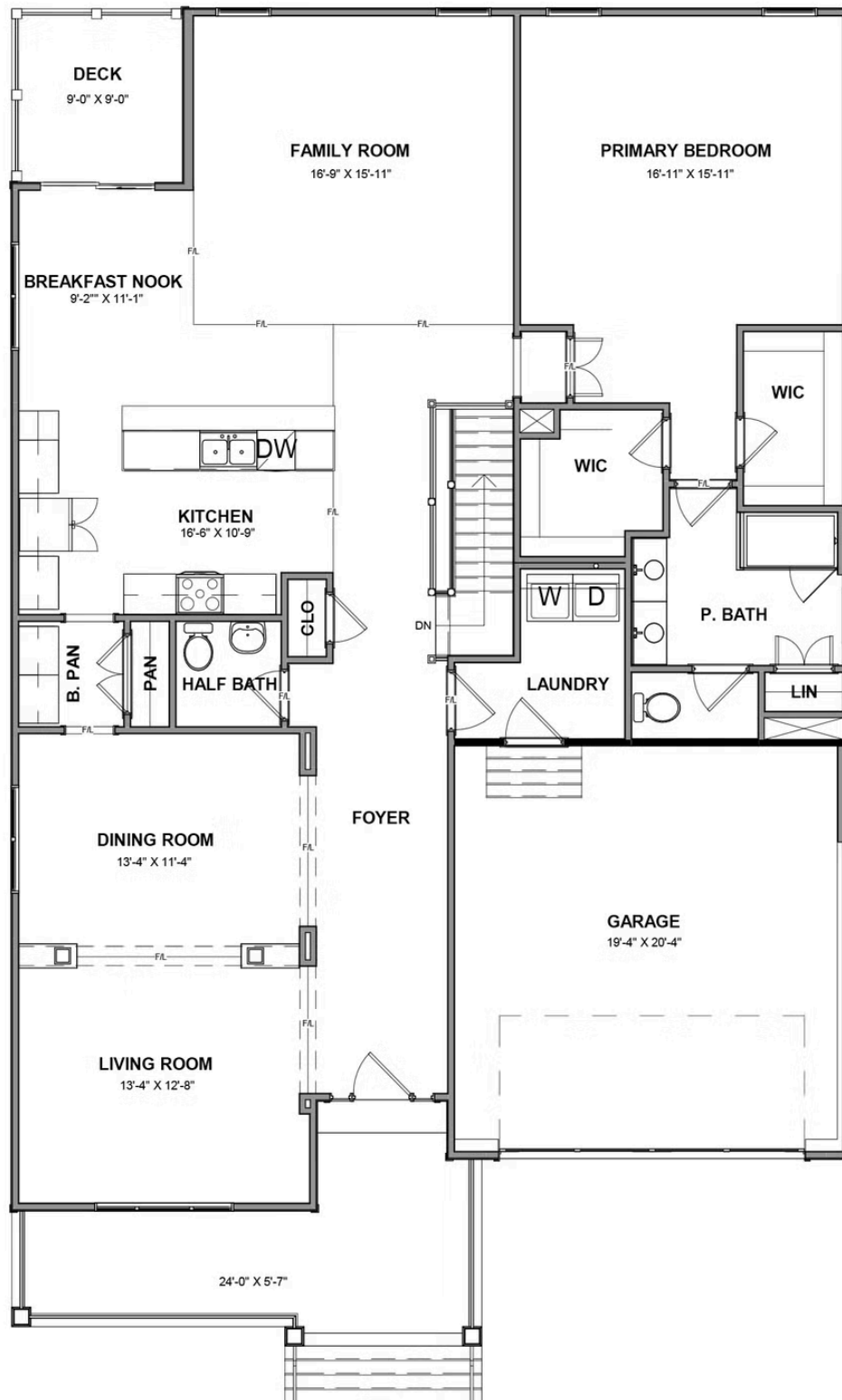


**Craftsman**

[eagleofva.com](http://eagleofva.com)

This information is deemed reliable but not guaranteed. All details, dimensions, square footage, illustrations and pricing are approximate and may vary from actual plans and specifications. Contact an Eagle Sales Consultant for details. Current information as of 12th December 2025

**MAIN LEVEL**



**TERRACE LEVEL**

