






THE Hartford II

AT SWEETSPIRE



-  3 - 4 Bedrooms
-  2.5 Bathrooms
-  2,716 Square Feet
-  2 Car Garage
-  2 Levels



Live like you mean it with the Hartford II, a 2-story plan offering 3 bedrooms, 2.5 baths, a 2-car garage and over 2,700 square feet. Step into your light and airy foyer that will warmly welcome you in. From morning coffee in the kitchen to evening news and sofa naps in the family room, it all comes together in the open-flowing heart of the home. A patio extends from the breakfast nook, while at the front of the house a living room and dining room combine to extend the possibilities. A spacious first floor primary suite offers dual walk-in closets and bathroom ready for personalization. The second floor loft offers open views to below, as well as access to two additional bedrooms, a full bath, and ample storage.

eagleofva.com

This information is deemed reliable but not guaranteed. All details, dimensions, square footage, illustrations and pricing are approximate and may vary from actual plans and specifications. Contact an Eagle Sales Consultant for details. Current information as of 18th August 2025

THE **Hartford II** AT SWEETSPIRE



Arts & Crafts



European



Craftsman

eagleofva.com

This information is deemed reliable but not guaranteed. All details, dimensions, square footage, illustrations and pricing are approximate and may vary from actual plans and specifications. Contact an Eagle Sales Consultant for details. Current information as of 18th August 2025

This floor plan shows a single-story house with a total footprint of 24'-8" x 6'-0". The layout includes a large garage (20'-4" x 20'-11") on the right side, which is open to the living room (14'-8" x 12'-2") via a large opening. The living room features a fireplace on the left wall and a bay window on the right. A central foyer (14'-8" x 10'-11") provides access to the living room, dining room (14'-8" x 10'-11"), and kitchen (13'-9" x 10'-9"). The dining room has a bay window and a fireplace. The kitchen includes a breakfast nook (9'-0" x 11'-0") and a family room (16'-11" x 16'-3") with a fireplace. The primary bedroom (16'-11" x 15'-11") is located at the rear right, featuring a walk-in closet (WIC) and a private bathroom (P. BATH). A laundry room (10'-0" x 10'-0") with a washer/dryer area (W/D) and a closet (CLO) is situated between the primary bedroom and the living room. A half bathroom (5'-0" x 5'-0") is located near the kitchen. The plan also shows a linen closet (LIN), a water heater (HWH), and various closets (CLO, WIC, LIN). The overall design is modern and functional, with a focus on open living spaces and a large garage.

Garage
20'-4" X 20'-11"

Living Room
14'-8" X 12'-2"

Dining Room
14'-8" X 10'-11"

Kitchen
13'-9" X 10'-9"

Breakfast Nook
9'-0" X 11'-0"

Family Room
16'-11" X 16'-3"

Primary Bedroom
16'-11" X 15'-11"

Laundry
10'-0" X 10'-0"

Half Bath
5'-0" X 5'-0"

P. Bath
5'-0" X 5'-0"

Foyer
14'-8" X 10'-11"

WIC
Walk-In Closet

CLO
Closet

W/D
Washer/Dryer

LIN
Linen Closet

HWH
Water Heater

Opt. Tray Clg
Optional Tray Ceiling

Open to Above
Open to the space above

Up
Upstairs

Down
Downstairs

FL
First Floor

24'-8" X 6'-0"
Overall Footprint

SECOND FLOOR

