







-  3 Bedrooms
-  3 Bathrooms
-  2,006 Square Feet
-  2 Car Garage
-  2 Levels



Meet the Azalea, a brand new floor plan featuring over 2,000 sf of living space with 3 bedrooms, 3 baths, and a 2-car garage with additional storage area. Step through the foyer into your kitchen complete with walk-in corner pantry. The kitchen flows seamlessly to the dining room and right on through to the family room. Looking to enjoy your morning coffee or sip on your afternoon sweet tea? Head no farther than your lanai situated right off the family room! The primary bedroom is located on the first floor with spacious walk-in closet and attached primary bath. A second main level bedroom and full bath can be found just off the foyer. The second floor is perfect for guests or additional entertainment space with a large loft, additional bedroom, and full bath.

Features of this Floorplan

- First floor primary bedroom
- Lanai
- Loft
- Additional bedroom and full bath on first floor
- 3rd bedroom and 3rd full bath on second floor



Colonial



Arts & Crafts



Craftsman

This floor plan shows a 3,200 sq. ft. house with a large garage and a primary bedroom. The layout includes a primary bedroom with a walk-in closet (WIC) and a private bathroom (P. BATH). A central hall connects the primary bedroom to a laundry room, a second bathroom (BATH 2), and a linen closet (LIN). The laundry room has a washer/dryer area (W/D) and a linen closet (LIN). A mud room with a closet (CLO) and a sloped ceiling (SLOPED CLG) provides access to the garage. The family room features a fireplace (F/L) and a large window. The kitchen includes a breakfast nook, a kitchen island, and a pantry (PAN). The second bedroom (BEDROOM 2) has a closet (CLO) and a window. The foyer leads to a stoop and a closet (CLO). The garage is a two-car space with a storage area. The overall design is modern and functional, with a focus on open living spaces and a private primary bedroom.

WIC

PRIMARY BEDROOM
13' - 11" X 13' - 11"

LANAI
19' - 0" X 10' - 0"

FAMILY ROOM
18' - 7" X 12' - 9"

BREAKFAST NOOK
18' - 7" X 10' - 1"

KITCHEN
18' - 7" X 9' - 3"

PAN

BATH 2

CLO

HALL

LIN

FOYER

STOOP
6' - 0" X 8' - 0"

BEDROOM 2
12' - 3" X 11' - 0"

W/D

LAUNDRY
5' - 11" X 6' - 4"

UP

ACCESS

CLO

SLOPED CLG

MUD ROOM

STORAGE
11' - 7" X 4' - 11"

P. BATH

HALL

LIN

WIC

PRIMARY BEDROOM
13' - 11" X 13' - 11"

LANAI
19' - 0" X 10' - 0"

FAMILY ROOM
18' - 7" X 12' - 9"

BREAKFAST NOOK
18' - 7" X 10' - 1"

KITCHEN
18' - 7" X 9' - 3"

PAN

BATH 2

CLO

HALL

LIN

FOYER

STOOP
6' - 0" X 8' - 0"

BEDROOM 2
12' - 3" X 11' - 0"

W/D

LAUNDRY
5' - 11" X 6' - 4"

UP

ACCESS

CLO

SLOPED CLG

MUD ROOM

STORAGE
11' - 7" X 4' - 11"

P. BATH

HALL

LIN

WIC

PRIMARY BEDROOM
13' - 11" X 13' - 11"

LANAI
19' - 0" X 10' - 0"

FAMILY ROOM
18' - 7" X 12' - 9"

BREAKFAST NOOK
18' - 7" X 10' - 1"

KITCHEN
18' - 7" X 9' - 3"

PAN

BATH 2

CLO

HALL

LIN

FOYER

STOOP
6' - 0" X 8' - 0"

BEDROOM 2
12' - 3" X 11' - 0"

W/D

LAUNDRY
5' - 11" X 6' - 4"

UP

ACCESS

CLO

SLOPED CLG

MUD ROOM

STORAGE
11' - 7" X 4' - 11"

P. BATH

HALL

LIN

WIC

PRIMARY BEDROOM
13' - 11" X 13' - 11"

LANAI
19' - 0" X 10' - 0"

FAMILY ROOM
18' - 7" X 12' - 9"

BREAKFAST NOOK
18' - 7" X 10' - 1"

KITCHEN
18' - 7" X 9' - 3"

PAN

BATH 2

CLO

HALL

LIN

FOYER

STOOP
6' - 0" X 8' - 0"

BEDROOM 2
12' - 3" X 11' - 0"

W/D

LAUNDRY
5' - 11" X 6' - 4"

UP

ACCESS

CLO

SLOPED CLG

MUD ROOM

STORAGE
11' - 7" X 4' - 11"

P. BATH

HALL

LIN

WIC

PRIMARY BEDROOM
13' - 11" X 13' - 11"

LANAI
19' - 0" X 10' - 0"

FAMILY ROOM
18' - 7" X 12' - 9"

BREAKFAST NOOK
18' - 7" X 10' - 1"

KITCHEN
18' - 7" X 9' - 3"

PAN

BATH 2

CLO

HALL

LIN

FOYER

STOOP
6' - 0" X 8' - 0"

BEDROOM 2
12' - 3" X 11' - 0"

W/D

LAUNDRY
5' - 11" X 6' - 4"

UP

ACCESS

CLO

SLOPED CLG

MUD ROOM

STORAGE
11' - 7" X 4' - 11"

P. BATH

HALL

LIN

WIC

PRIMARY BEDROOM
13' - 11" X 13' - 11"

LANAI
19' - 0" X 10' - 0"

FAMILY ROOM
18' - 7" X 12' - 9"

BREAKFAST NOOK
18' - 7" X 10' - 1"

KITCHEN
18' - 7" X 9' - 3"

PAN

BATH 2

CLO

HALL

LIN

FOYER

STOOP
6' - 0" X 8' - 0"

BEDROOM 2
12' - 3" X 11' - 0"

W/D

LAUNDRY
5' - 11" X 6' - 4"

UP

ACCESS

CLO

SLOPED CLG

MUD ROOM

STORAGE
11' - 7" X 4' - 11"

P. BATH

HALL

LIN

WIC

PRIMARY BEDROOM
13' - 11" X 13' - 11"

LANAI
19' - 0" X 10' - 0"

FAMILY ROOM
18' - 7" X 12' - 9"

BREAKFAST NOOK
18' - 7" X 10' - 1"

KITCHEN
18' - 7" X 9' - 3"

PAN

BATH 2

CLO

HALL

LIN

FOYER

STOOP
6' - 0" X 8' - 0"

BEDROOM 2
12' - 3" X 11' - 0"

W/D

LAUNDRY
5' - 11" X 6' - 4"

UP

ACCESS

CLO

SLOPED CLG

MUD ROOM

STORAGE
11' - 7" X 4' - 11"

P. BATH

HALL

LIN

WIC

PRIMARY BEDROOM
13' - 11" X 13' - 11"

LANAI
19' - 0" X 10' - 0"

FAMILY ROOM
18' - 7" X 12' - 9"

BREAKFAST NOOK
18' - 7" X 10' - 1"

KITCHEN
18' - 7" X 9' - 3"

PAN

BATH 2

CLO

HALL

LIN

FOYER

STOOP
6' - 0" X 8' - 0"

BEDROOM 2
12' - 3" X 11' - 0"

W/D

LAUNDRY
5' - 11" X 6' - 4"

UP

ACCESS

CLO

SLOPED CLG

MUD ROOM

STORAGE
11' - 7" X 4' - 11"

P. BATH

HALL

LIN

WIC

PRIMARY BEDROOM
13' - 11" X 13' - 11"

LANAI
19' - 0" X 10' - 0"

FAMILY ROOM
18' - 7" X 12' - 9"

BREAKFAST NOOK

SECOND FLOOR

