






# THE Acton

## AT THE PARKE AT CYPRESS CREEK



-  3 Bedrooms
-  2.5 Bathrooms
-  2,065 Square Feet
-  2 Car Garage
-  2 Levels



Celebrate traditions while making new memories at the Acton, a 2-story plan featuring 3-bedrooms, 2.5 baths, a 2-car courtyard garage, and over 2,000 square feet of living space. From the moment you arrive everything simply falls into place with an open, effortless flow that says “aahhh.” Whether catching lunch, a show, or 40 winks on the sofa, life moves at an easy pace within the uninterrupted blend of kitchen, family room, and dining room. A large first floor primary suite redefines “roomy” with an equally spacious dual-sink bath and walk-in closet. Two additional bedrooms and a full bath await upstairs, while a half bath and laundry room off the garage leave nothing to spare. The Acton offers room for personalization, too, with various layout and amenity options, from screened porches to pocket offices, storage space, and more.

### Features of this Floorplan

- Spacious first floor primary bedroom with multiple primary bath layouts
- 2-car courtyard garage
- Option to add large screened porch
- Option to add Florida room
- Alternate kitchen layout
- Option for extra unfinished storage space above garage

[eagleofva.com](http://eagleofva.com)

# THE Acton

AT THE PARKE AT CYPRESS CREEK



**Arts & Crafts**



**Coastal**



**Cottage**



**Craftsman**



**Farmhouse**



**New England**

[eagleofva.com](http://eagleofva.com)

This information is deemed reliable but not guaranteed. All details, dimensions, square footage, illustrations and pricing are approximate and may vary from actual plans and specifications. Contact an Eagle Sales Consultant for details. Current information as of 19th May 2024



**Traditional7**

**PATIO ON GRADE**  
12'-0" X 12'-0"

**STOOP**

**FAMILY ROOM**  
17'-11" X 14'-2"

**PRIMARY BEDROOM**  
14'-1" X 21'-8"

**DINING ROOM**  
10'-10" X 7'-10"

**KITCHEN**  
10'-10" X 13'-3"

**FOYER**

**STORAGE CLOSET**

**HALF BATH**

**UTILITY**

**P. BATH**

**WIC**

**FRONT PORCH**  
12'-6" X 6'-0"

**DROP ZONE**  
OPT. BUILT-IN

**GARAGE**  
20'-3" X 20'-3"

SECOND FLOOR

