






-  3 - 4 Bedrooms
-  2.5 - 3 Bathrooms
-  2,873 Square Feet
-  2 Car Garage
-  2 Levels



Live life on a larger scale with the Carlisle, a spacious 2-story plan with 3 bedrooms, 2.5 baths, a 2-car garage, and over 2,800 square feet of splendor. Step through the 2-story foyer and into the vast awesomeness of space of the family room, perfectly staged between the covered courtyard patio and breathtaking kitchen and breakfast nook—where you'll find a second covered porch that can be turned into a screened porch or morning room if desired. A step-thru butler's pantry leads to the dining room and back to the foyer, where a study offers an ideal home office or opportunity for an open den. Tucked off the family room is the primary suite with dual-vanity bath and cavernous walk-in closet. The second floor features two additional bedrooms, a full bath, and a generous amount of storage that can be transformed into a fourth bedroom and third full bath.

Features of this Floorplan

- First floor primary bedroom with multiple primary bath layouts
- Two patios: courtyard patio and covered raised patio in rear of home
- Study
- Butler's pantry connecting to formal dining room
- Option for screened porch or morning room
- Fireplace or twilight fireplace options
- Opportunity for rec room or fourth bedroom on second floor




Arts & Crafts



Arts & Crafts



Craftsman



Traditional



Traditional

SECOND FLOOR

PRIMARY BEDROOM
15'-8" X 17'-11"
OPT. TRAY CEILING

PRIMARY BATH

WIC

HALL

CLO

COVERED RAISED PATIO
10'-4" X 11'-8"

BREAKFAST
10'-0" X 10'-11"

FAMILY
17'-1" X 18'-5"

KITCHEN
12'-1" X 14'-0"

PAN

BUTLER'S PANTRY

LAUNDRY
W D

HALF BATH

HALL

CLO

COVERED PATIO
6'-8" X 18'-5"

FOYER

DINING ROOM
12'-11" X 14'-2"
OPT. TRAY CEILING

STUDY
11'-11" X 12'-2"

GARAGE
21'-0" X 23'-10"

FRONT PORCH
22'-9" X 6'-0"

SECOND FLOOR

